


Author

Institution Hungerford Town Council
 Department
 Street
 Postal Code
 City
 Country United Kingdom
 Contact
 Phone
 E-Mail

Built with **DataCollect Webreporter** version 1.0 at 27/06/2024 12:30:13

Site

Name A4 Dobbies
 Dir. Oncoming (name) From Newbury
 Dir. Outgoing (name) To Hungerford
 Posted Speed Limit 
 Comment
 Device type **DSD**

Time Range

Start Date 21/06/2024 20:00
 End Date 27/06/2024 10:59
 Days Mo, Tu, We, Th, Fr, Sa, Su
 Time Interval 60 minutes
 Time Frame / Day 00:00 - 23:59

Speed Classes

[V in mph]

| Time | Σ | 10 | 20 | 30 | 40 | 50 | 60 | 70 | 80 | 90 | 100 | 110 | >110 |
|-------------|------|-----|----|-----|------|-----|-----|----|----|----|-----|-----|------|
| 00:00-06:00 | 205 | 3 | 1 | 33 | 61 | 76 | 23 | 7 | 1 | 0 | 0 | 0 | 0 |
| 06:00-09:00 | 353 | 17 | 3 | 63 | 141 | 105 | 17 | 6 | 1 | 0 | 0 | 0 | 0 |
| 15:00-19:00 | 774 | 45 | 6 | 123 | 329 | 224 | 44 | 3 | 0 | 0 | 0 | 0 | 0 |
| 06:00-22:00 | 2693 | 151 | 23 | 451 | 1168 | 739 | 142 | 15 | 3 | 1 | 0 | 0 | 0 |
| 00:00-24:00 | 3106 | 155 | 25 | 518 | 1315 | 888 | 177 | 23 | 4 | 1 | 0 | 0 | 0 |

Speed Figures

[V in mph]



DSD SAFETY Success

| Vmin | Vavg | Vmax | V15 | V50 | V85 | Vexc % |
|------|------|------|-----|-----|-----|-------------|
| 3 | 36 | 83 | 29 | 37 | 45 | 77.5 |

| Vin | Vout | Vred | Vred % |
|-----------|-----------|------|--------|
| 36 | 29 | -7 | -19 |

Descriptions

Vmin: Minimal velocity
 Vavg: Average velocity
 Vmax: Maximal velocity
 V15: Critical velocity for the first 15% of vehicles
 V50: Critical velocity for the first 50% of vehicles


V85: Critical velocity for the first 85% of vehicles
 Vexc %: Speeding in %
 Vin: Average inlet velocity
 Vout: Average velocity of exit
 Vred: Average speed reduction between inlet velocity and velocity of exit

Author

Institution Hungerford Town Council
 Department
 Street
 Postal Code
 City
 Country United Kingdom
 Contact
 Phone
 E-Mail

Built with **DataCollect Webreporter** version 1.0 at 27/06/2024 12:30:13

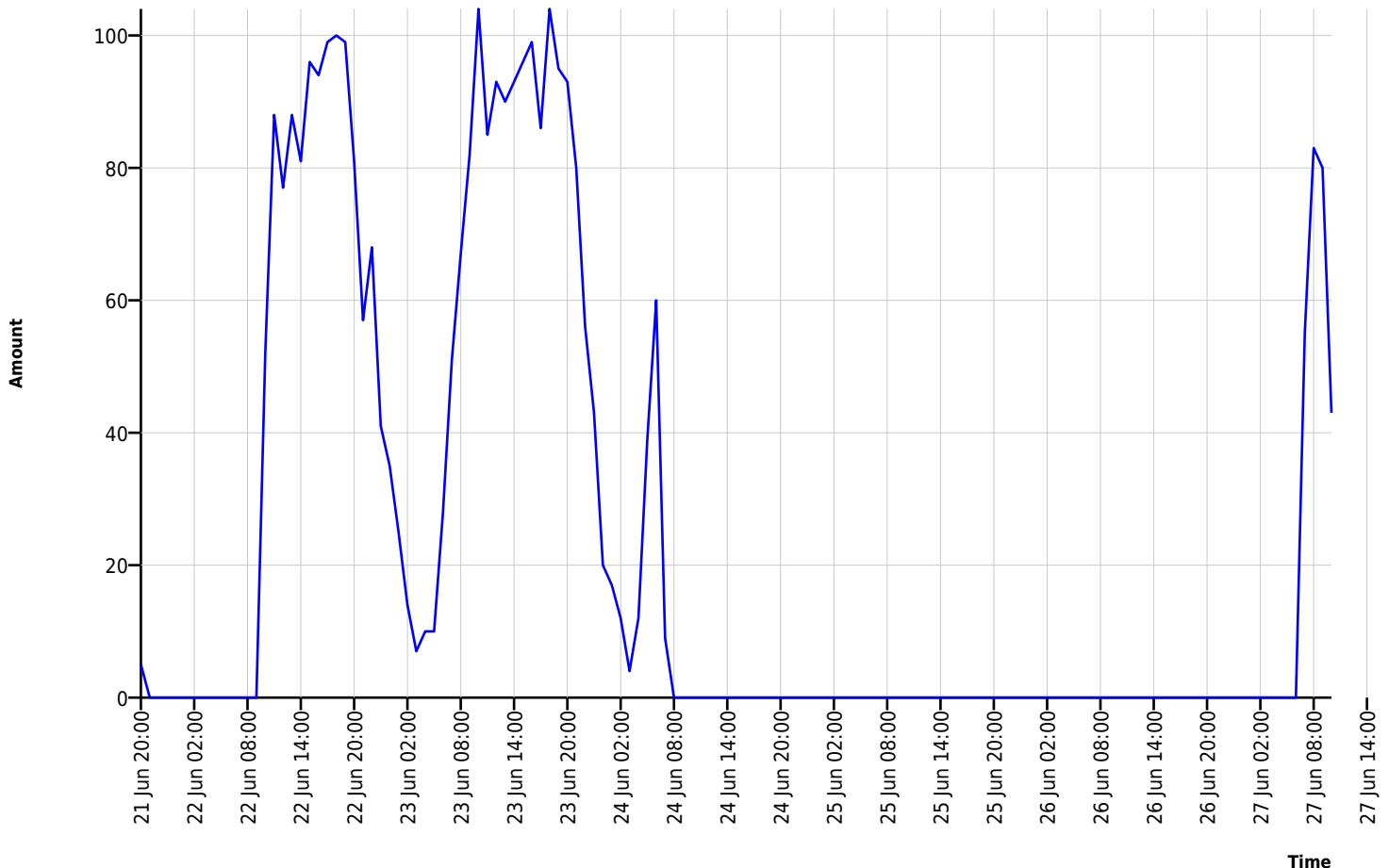
Site

Name A4 Dobbies
 Dir. Oncoming (name) From Newbury
 Dir. Outgoing (name) To Hungerford
 Posted Speed Limit 
 Comment
 Device type **DSD**

Time Range

Start Date 21/06/2024 20:00
 End Date 27/06/2024 10:59
 Days Mo, Tu, We, Th, Fr, Sa, Su
 Time Interval 60 minutes
 Time Frame / Day 00:00 - 23:59

Time Variation Curve




Author

Institution Hungerford Town Council
 Department
 Street
 Postal Code
 City
 Country United Kingdom
 Contact
 Phone
 E-Mail

Built with **DataCollect Webreporter** version 1.0 at 27/06/2024 12:30:13

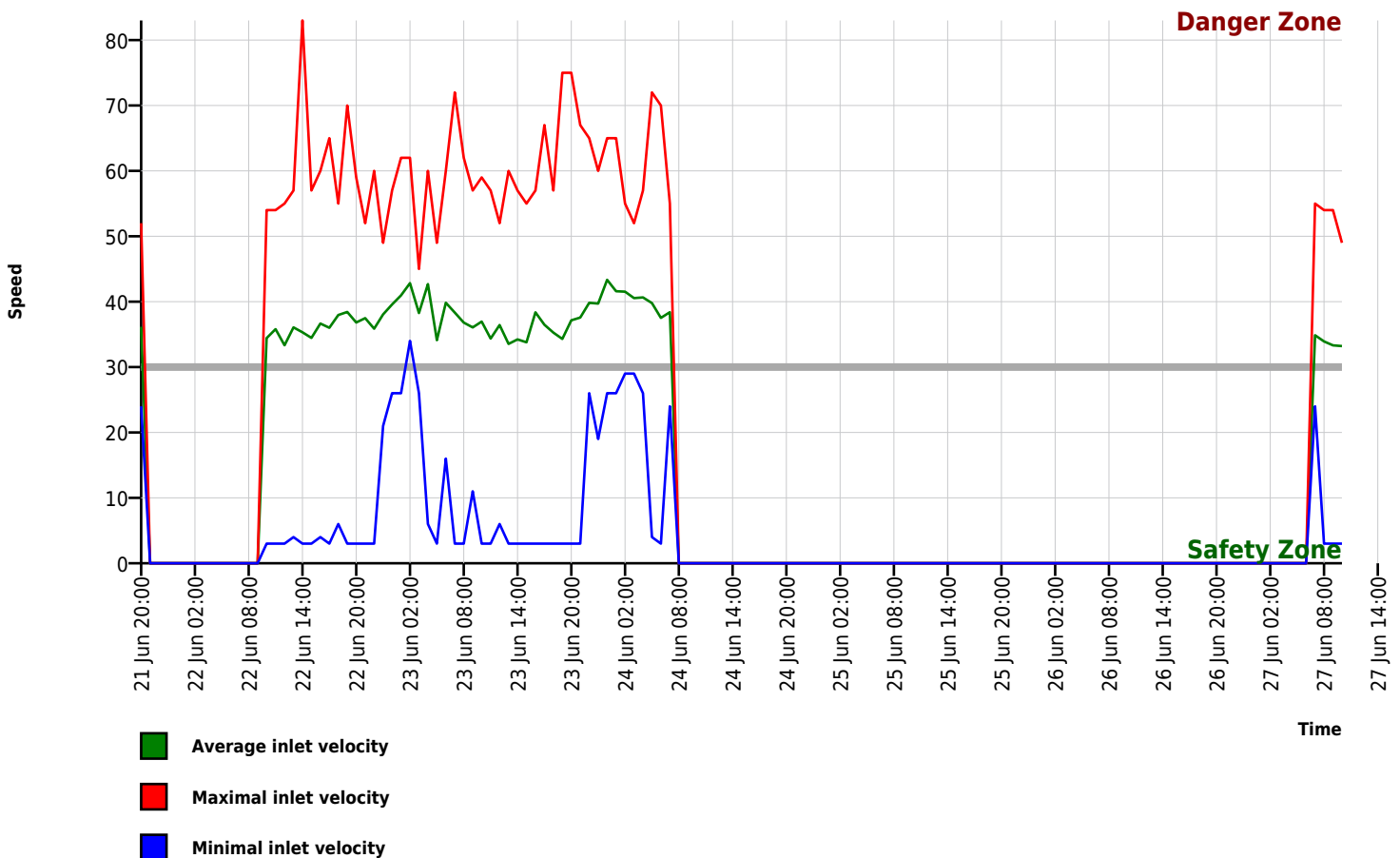
Site

Name A4 Dobbies
 Dir. Oncoming (name) From Newbury
 Dir. Outgoing (name) To Hungerford
 Posted Speed Limit 
 Comment
 Device type **DSD**

Time Range

Start Date 21/06/2024 20:00
 End Date 27/06/2024 10:59
 Days Mo, Tu, We, Th, Fr, Sa, Su
 Time Interval 60 minutes
 Time Frame / Day 00:00 - 23:59

Speed Diagram




Author

Institution Hungerford Town Council
 Department
 Street
 Postal Code
 City
 Country United Kingdom
 Contact
 Phone
 E-Mail

Built with **DataCollect Webreporter** version 1.0 at 27/06/2024 12:30:13

Site

Name A4 Dobbies
 Dir. Oncoming (name) From Newbury
 Dir. Outgoing (name) To Hungerford
 Posted Speed Limit 
 Comment
 Device type **DSD**

Time Range

Start Date 21/06/2024 20:00
 End Date 27/06/2024 10:59
 Days Mo, Tu, We, Th, Fr, Sa, Su
 Time Interval 60 minutes
 Time Frame / Day 00:00 - 23:59

Speed Histogram

